

# Professional Lighting & Cord Solutions

Automotive • Manufacturing • Construction • Contractor



**BAYCO**



*Life Depends on Light™*

## ***INNOVATION AT WORK***

For over 25 years, Bayco's family of products has been the preferred choice of professionals.

Bayco's dedicated engineering teams continually seek out innovative product solutions that focus on maximizing user safety and exceptional day-to-day utility.

The 110,000 square feet Texas facility is home to Bayco's research and development, marketing, sales and distribution. Bayco has dedicated sales offices and manufacturing in the USA and abroad.

Our growing patent portfolio is a cornerstone business asset that clearly demonstrates our emphasis on product innovation and creativity while ensuring our professionals the highest quality products.



**LED Lights**



**Fluorescent Lights**



**Halogen Lights**



**Incandescent Lights**



**Cord Management & Reels**



**Extension Cords**



**Booster Cables**

**Replacement Parts**

## Corded LED Work Light



| Part No. | UPC             | Case Qty. | Case Wt. (Lbs) | Cord Length (Ft) | Cord Gauge | Cord Jacket | Pkg |
|----------|-----------------|-----------|----------------|------------------|------------|-------------|-----|
| SL-2106  | 0 17398 21060 7 | 1         | 3              | 25               | 18/2       | SJT         | Box |
| SL-2105  | 0 17398 21050 8 | 1         | 3              | 25               | 18/2       | SJT         | Box |

- SL-2106 = 60 LEDs - 120 lumens
- SL-2105 = 30 LEDs - 60 lumens
- LEDs Rated at 35,000 Hours
- Compact 1 1/4" Diameter for Access to Tight Areas

## 50' Corded LED Work Light on Metal Reel



| Part No. | UPC             | Case Qty. | Case Wt. (Lbs) | Cord Length (Ft) | Cord Gauge | Cord Jacket | Pkg |
|----------|-----------------|-----------|----------------|------------------|------------|-------------|-----|
| SL-2112  | 0 17398 21120 8 | 1         | 9              | 50               | 18/2       | SVT         | Box |
| SL-2110  | 0 17398 21100 0 | 1         | 9              | 50               | 18/2       | SVT         | Box |

- SL-2112 = 60 LEDs - 120 lumens
- SL-2110 = 30 LEDs - 60 lumens
- Heavy-Duty Metal Retractable Reel
- LEDs Rated at 35,000 Hours
- Compact 1 1/4" Diameter for Access to Tight Areas
- Mounting Brackets (Included)

## 36 LED Rechargeable Task Light



| Part No.   | UPC             | Case Qty. | Case Wt. (Lbs) | Pkg       |
|------------|-----------------|-----------|----------------|-----------|
| SLR-2236C4 | 0 17398 12236 8 | 4         | 6              | Clamshell |

- 6 LED Flashlight and 30 LED Floodlight, 72 Total Lumens
- 6 to 24 Hours Run-Time Depending on Mode
- Home and Car Chargers (Included)
- Recharges in 4 Hours
- 1000+ Charge Cycles
- Moisture Resistant

## 66 LED Rechargeable Task Light



| Part No.   | UPC             | Case Qty. | Case Wt. (Lbs) | Pkg       |
|------------|-----------------|-----------|----------------|-----------|
| SLR-2266C4 | 0 17398 12266 5 | 4         | 7              | Clamshell |

- 6 LED Flashlight and 60 LED Floodlight, 132 Total Lumens
- 4 to 24 Hours Run-Time Depending on Mode
- Home and Car Chargers (Included)
- Recharges in 4 Hours
- 1000+ Charge Cycles
- Moisture Resistant

## 26w Double-Brite Fluorescent Work Light w/ Grounded Receptacle

| Part No.   | Color  | UPC             | Case Qty. | Case Wt. (Lbs) | Cord Length (Ft) | Cord Gauge | Cord Jacket | Pkg                 |
|------------|--------|-----------------|-----------|----------------|------------------|------------|-------------|---------------------|
| SL-976     | Black  | 0 17398 10976 5 | 6         | 19             | 25               | 16/3       | SJT         | 4 Color Wrapper     |
| SL-976PDQ3 | Black  | 0 17398 10976 5 | 3         | 10             | 25               | 16/3       | SJT         | Counter Top Display |
| SL-926     | Yellow | 0 17398 10157 8 | 6         | 11             | 6                | 16/3       | SJT         | 4 Color Wrapper     |

- 2 Cool Running 13w 10,000 Hour Rated Bulbs (Included)
- Innovative Retractable & Removable Nylon-Tipped Double Hang Hook Rotates 360 Degrees
- Polarized Plug with 12amp Grounded Receptacle & Rocker On/Off Switch
- Equivalent to 125w Incandescent Bulb w/Natural Daylight Illumination-7000 Kelvin
- Unique 90 Degree Cord Swivel Pivots Cord for Hands-Free, Stand-Up Use



## 18w Florescent Work Light w/ Grounded Receptacle

| Part No.   | Color  | UPC             | Case Qty. | Case Wt. (Lbs) | Cord Length (Ft) | Cord Gauge | Cord Jacket | Pkg                 |
|------------|--------|-----------------|-----------|----------------|------------------|------------|-------------|---------------------|
| SL-918     | Yellow | 0 17398 10119 6 | 6         | 10             | 6                | 16/3       | SJT         | 4 Color Wrapper     |
| SL-918PDQ4 | Yellow | 0 17398 10119 6 | 4         | 7              | 6                | 16/3       | SJT         | Counter Top Display |

- 2 Cool Running 9w 10,000 Hour Rated Bulbs (Included)
- Equivalent to 100w Incandescent Bulb w/Natural Daylight Illumination-7000 Kelvin
- Innovative Retractable & Removable Nylon-Tipped Double Hang Hook Rotates 360 Degrees
- Polarized Plug with 12amp Grounded Receptacle & Rocker On/Off Switch
- Unique 90 Degree Cord Swivel Pivots Cord for Hands-Free, Stand-Up Use



## 26w Double-Brite Fluorescent Work Light w/ Grounded Receptacle

| Part No.   | Color  | UPC             | Case Qty. | Case Wt. (Lbs) | Cord Length (Ft) | Cord Gauge | Cord Jacket | Pkg                 |
|------------|--------|-----------------|-----------|----------------|------------------|------------|-------------|---------------------|
| SL-975     | Black  | 0 17398 10130 1 | 6         | 19             | 25               | 16/3       | SJT         | 4 Color Wrapper     |
| SL-975PDQ3 | Black  | 0 17398 10130 1 | 3         | 10             | 25               | 16/3       | SJT         | Counter Top Display |
| SL-908     | Yellow | 0 17398 10122 6 | 6         | 11             | 6                | 16/3       | SJT         | 4 Color Wrapper     |
| SL-908PDQ4 | Yellow | 0 17398 10122 6 | 4         | 8              | 6                | 16/3       | SJT         | Counter Top Display |

- 2 Cool Running 13w 10,000 Hour Rated Bulbs (Included)
- Equivalent to 125w Incandescent Bulb w/Natural Daylight Illumination-7000 Kelvin
- Polarized Plug with 12amp Grounded Receptacle & Independent Rocker On/Off Switches
- Hang Hook & Tool Hook
- High-Impact Lamp Protector w/High-Gloss Reflector
- Clear Chemical & UV Resistant Lamp Protector



## Bonus Pack 13w Fluorescent Work Light w/25' Single-Tap Extension Cord

| Part No. | UPC             | Case Qty. | Case Wt. (Lbs) | Cord Length (Ft) | Cord Gauge | Cord Jacket | Pkg       |
|----------|-----------------|-----------|----------------|------------------|------------|-------------|-----------|
| SL-920C  | 0 17398 10169 1 | 6         | 25             | 6 & 25           | 16/3       | SJT         | Clamshell |

- Pro Work Light (SL-907) with Bonus 25' Contractor Grade Single-Tap Extension Cord (SL-725)



## 13w Fluorescent Work Light w/Spot Work Light & Grounded Receptacle



Spot Work Light in Top

| Part No.   | Color  | UPC             | Case Qty. | Case Wt. (Lbs) | Cord Length (Ft) | Cord Gauge | Cord Jacket | Pkg                 |
|------------|--------|-----------------|-----------|----------------|------------------|------------|-------------|---------------------|
| SL-936     | Black  | 0 17398 10188 2 | 4         | 22             | 50               | 16/3       | SJT         | 4 Color Wrapper     |
| SL-935     | Black  | 0 17398 10187 5 | 6         | 19             | 25               | 16/3       | SJT         | 4 Color Wrapper     |
| SL-935PDQ4 | Black  | 0 17398 10187 5 | 4         | 13             | 25               | 16/3       | SJT         | Counter Top Display |
| SL-907     | Yellow | 0 17398 10121 9 | 6         | 11             | 6                | 16/3       | SJT         | 4 Color Wrapper     |
| SL-907PDQ4 | Yellow | 0 17398 10121 9 | 4         | 8              | 6                | 16/3       | SJT         | Counter Top Display |

- Cool Running 13w 10,000 Hour Rated Bulb (Included)
- Equivalent to 75w Incandescent Bulb w/Natural Daylight Illumination-7000 Kelvin
- Polarized Plug with 12amp Grounded Receptacle & Rocker On/Off Switch
- Clear Polycarbonate Top for Spot-Lighting
- High-Impact Lamp Protector w/High-Gloss Reflector
- Clear Chemical & UV Resistant Lamp Protector
- Convenient & Versatile Nylon-Tipped Double Hang Hook

## 13w Fluorescent Work Light



| Part No.   | Color  | UPC             | Case Qty. | Case Wt. (Lbs) | Cord Length (Ft) | Cord Gauge | Cord Jacket | Pkg                 |
|------------|--------|-----------------|-----------|----------------|------------------|------------|-------------|---------------------|
| SL-550     | Black  | 0 17398 10131 8 | 6         | 24             | 50               | 18/2       | SJT         | 4 Color Wrapper     |
| SL-520     | Black  | 0 17398 10010 6 | 6         | 15             | 25               | 18/2       | SJT         | 4 Color Wrapper     |
| SL-520PDQ4 | Black  | 0 17398 10010 6 | 4         | 10             | 25               | 18/2       | SJT         | Counter Top Display |
| SL-507     | Yellow | 0 17398 10120 2 | 6         | 9              | 6                | 18/2       | SJT         | 4 Color Wrapper     |
| SL-507PDQ4 | Yellow | 0 17398 10120 2 | 4         | 7              | 6                | 18/2       | SJT         | Counter Top Display |

- Cool Running 13w 10,000 Hour Rated Bulb (Included)
- Equivalent to 75w Incandescent Bulb w/Natural Daylight Illumination-7000 Kelvin
- High-Impact Lamp Protector w/High-Gloss Reflector
- Clear Chemical & UV Resistant Lamp Protector
- Convenient & Versatile Nylon-Tipped Double Hang Hook
- Rocker On/Off Switch

## 13w Fluorescent Work Light

### OSHA Compliant



Spot Work Light in Top

| Part No. | Color  | UPC             | Case Qty. | Case Wt. (Lbs) | Cord Length (Ft) | Cord Gauge | Cord Jacket | Pkg |
|----------|--------|-----------------|-----------|----------------|------------------|------------|-------------|-----|
| SL-677   | Yellow | 0 17398 10103 5 | 6         | 26             | 50               | 18/2       | SJT         | Box |
| SL-676   | Yellow | 0 17398 10102 8 | 6         | 18             | 25               | 18/2       | SJT         | Box |

- Cool Running 13w 10,000 Hour Rated Bulb (Included)
- Equivalent to 75w Incandescent Bulb w/Natural Daylight Illumination-7000 Kelvin
- Clear Polycarbonate Top for Spot-Lighting
- High-Impact Lamp Protector w/High-Gloss Reflector
- Ballast Enclosed Near Plug End of Cord
- Convenient & Versatile Nylon-Tipped Double Hang Hook

## 15w Fluorescent Work Light



| Part No. | UPC             | Case Qty. | Case Wt. (Lbs) | Cord Length (Ft) | Cord Gauge | Cord Jacket | Pkg |
|----------|-----------------|-----------|----------------|------------------|------------|-------------|-----|
| SL-623   | 0 17398 10084 7 | 4         | 14             | 25               | 18/2       | SJT         | Box |

- 15w 7,000 Hour Rated Bulb (Included)- 5000 Kelvin
- Extra Long 17" High-Impact Lamp Protector w/High-Gloss Reflector
- Plastic Hang Hook on One End Plus 2 Metal Hooks for Hanging Versatility

## 13w Angle Fluorescent Work Light w/Grounded Receptacle

| Part No. | Color  | UPC             | Case Qty. | Case Wt. (Lbs) | Cord Length (Ft) | Cord Gauge | Cord Jacket | Pkg             |
|----------|--------|-----------------|-----------|----------------|------------------|------------|-------------|-----------------|
| SL-964   | Black  | 0 17398 10185 1 | 6         | 19             | 25               | 16/3       | SJT         | 4 Color Wrapper |
| SL-904   | Yellow | 0 17398 10223 0 | 6         | 11             | 6                | 16/3       | SJT         | 4 Color Wrapper |

- Cool Running 13w 10,000 Hour Rated Bulb (Included)
- Equivalent to 75w Incandescent Bulb w/Natural Daylight Illumination-7000 Kelvin
- Polarized Plug with 12amp Grounded Receptacle
- High-Impact Lamp Protector w/High-Gloss Reflector
- Clear Chemical & UV Resistant Lamp Protector
- Convenient Hang Hook & Tool Tap
- Rocker On/Off Switch



## 13w Angle Fluorescent Work Light

| Part No. | Color  | UPC             | Case Qty. | Case Wt. (Lbs) | Cord Length (Ft) | Cord Gauge | Cord Jacket | Pkg             |
|----------|--------|-----------------|-----------|----------------|------------------|------------|-------------|-----------------|
| SL-563   | Black  | 0 17398 10076 2 | 6         | 15             | 25               | 18/2       | SJT         | 4 Color Wrapper |
| SL-503   | Yellow | 0 17398 10069 4 | 6         | 10             | 6                | 18/2       | SJT         | 4 Color Wrapper |

- Cool Running 13w 10,000 Hour Rated Bulb (Included)
- Equivalent to 75w Incandescent Bulb w/Natural Daylight Illumination-7000 Kelvin
- High-Impact Lamp Protector w/High-Gloss Reflector
- Clear Chemical & UV Resistant Lamp Protector
- Convenient Hang Hook & Tool Tap
- Rocker On/Off Switch



## 12 Volt Fluorescent Emergency/Work Light

| Part No. | Color  | UPC             | Case Qty. | Case Wt. (Lbs) | Cord Length (Ft) | Cord Gauge | Cord Jacket | Pkg             |
|----------|--------|-----------------|-----------|----------------|------------------|------------|-------------|-----------------|
| SL-512T  | Yellow | 0 17398 10254 4 | 6         | 13             | 65               | 18/2       | SPT         | 4 Color Wrapper |
| SL-512   | Yellow | 0 17398 10035 9 | 6         | 8              | 20               | 18/2       | SPT         | 4 Color Wrapper |

- 12v Cigarette Lighter Adapter
- Emergency/Work Light Runs from DC Power Outlet
- Cool Running 13w 10,000 Hour Rated Bulb (Included)
- Equivalent to 75w Incandescent Bulb w/Natural Daylight Illumination-7000 Kelvin
- High-Impact Lamp Protector w/High-Gloss Reflector
- Electronic Ballast for Instant No-Flicker Cold Weather Starts
- Rocker On/Off Switch
- Convenient & Versatile Nylon-Tipped Double Hang Hook



## 26w Double-Brite Fluorescent Light w/Grounded Receptacle on 50' Reel

| Part No. | UPC             | Case Qty. | Case Wt. (Lbs) | Cord Length (Ft) | Cord Gauge | Cord Jacket | Pkg |
|----------|-----------------|-----------|----------------|------------------|------------|-------------|-----|
| SL-8908  | 0 17398 10094 6 | 1         | 18             | 50               | 14/3       | SJTW        | Box |

- 40% Larger Cord Reel w/Smooth Glide Rewind
- 2 Cool Running 13w 10,000 Hour Rated Bulbs (Included)
- Equivalent to 125w Incandescent Bulb w/Natural Daylight Illumination-7000 Kelvin
- 12amp Grounded Receptacle
- Resettable 13amp Circuit Breaker
- High-Impact Lamp Protector w/High-Gloss Reflector
- Independent Rocker On/Off Switches
- Hang Hook & Convenient Magnetic Clamp (Included)
- Mounting Brackets (Included)



## 13w Fluorescent Light w/Spot Work Light & Grounded Receptacle on 50' Reel



| Part No. | UPC             | Case Qty. | Case Wt. (Lbs) | Cord Length (Ft) | Cord Gauge | Cord Jacket | Pkg |
|----------|-----------------|-----------|----------------|------------------|------------|-------------|-----|
| SL-8907  | 0 17398 10064 9 | 1         | 18             | 50               | 14/3       | SJTW        | Box |

- 40% Larger Cord Reel w/Smooth Glide Rewind
- Cool Running 13w 10,000 Hour Rated Bulb (Included)
- Equivalent to 75w Incandescent Bulb w/Natural Daylight Illumination-7000 Kelvin
- Polarized Plug with 12amp Grounded Receptacle
- Resettable 13amp Circuit Breaker
- High-Impact Lamp Protector w/High-Gloss Reflector
- Rocker On/Off Switch
- Nylon-Tipped Double Hang Hook & Convenient Magnetic Clamp
- Mounting Brackets (Included)

## 26w Double-Brite Fluorescent Light w/Grounded Receptacle on 40' Metal Reel



| Part No. | UPC             | Case Qty. | Case Wt. (Lbs) | Cord Length (Ft) | Cord Gauge | Cord Jacket | Pkg |
|----------|-----------------|-----------|----------------|------------------|------------|-------------|-----|
| SL-875   | 0 17398 10318 3 | 4         | 46             | 40               | 16/3       | SJT         | Box |

- Heavy-Duty Metal Retractable Reel
- 2 Cool Running 13w 10,000 Hour Rated Bulbs (Included)
- Equivalent to 125w Incandescent Bulb w/Natural Daylight Illumination-7000 Kelvin
- Polarized Plug with 10amp Grounded Receptacle
- Clear Chemical & UV Resistant Lamp Protector
- High-Impact Lamp Protector w/High-Gloss Reflector
- Independent Rocker On/Off Switches
- Hang Hook & Convenient Magnetic Clamp
- Mounting Brackets (Included)

## 13w Fluorescent Light w/Spot Work Light & Grounded Receptacle on 40' Metal Reel



| Part No. | UPC             | Case Qty. | Case Wt. (Lbs) | Cord Length (Ft) | Cord Gauge | Cord Jacket | Pkg         |
|----------|-----------------|-----------|----------------|------------------|------------|-------------|-------------|
| SL-825   | 0 17398 10078 6 | 4         | 44             | 40               | 16/3       | SJT         | 4 Color Box |

- Heavy-Duty Metal Retractable Reel
- Cool Running 13w 10,000 Hour Rated Bulb (Included)
- Equivalent to 75w Incandescent Bulb w/Natural Daylight Illumination-7000 Kelvin
- Polarized Plug with 10amp Grounded Receptacle
- High-Impact Lamp Protector w/High-Gloss Reflector
- Rocker On/Off Switch
- Nylon-Tipped Double Hang Hook & Convenient Magnetic Clamp
- Mounting Brackets (Included)

## 13w Fluorescent Work Light on 50' Metal Reel



| Part No. | UPC             | Case Qty. | Case Wt. (Lbs) | Cord Length (Ft) | Cord Gauge | Cord Jacket | Pkg         |
|----------|-----------------|-----------|----------------|------------------|------------|-------------|-------------|
| SL-826   | 0 17398 10019 9 | 4         | 39             | 50               | 18/2       | SVT         | 4 Color Box |

- Heavy-Duty Metal Retractable Reel
- Cool Running 13w 10,000 Hour Rated Bulb (Included)
- Equivalent to 75w Incandescent Bulb w/Natural Daylight Illumination-7000 Kelvin
- High-Impact Lamp Protector w/High-Gloss Reflector
- Rocker On/Off Switch
- Polarized Plug
- Convenient & Versatile Nylon-Tipped Double Hang Hook
- Mounting Brackets (Included)



## 13w Fluorescent Work Light on 50' Metal Reel

| Part No. | UPC             | Case Qty. | Case Wt. (Lbs) | Cord Length (Ft) | Cord Gauge | Cord Jacket | Pkg         |
|----------|-----------------|-----------|----------------|------------------|------------|-------------|-------------|
| SL-827   | 0 17398 10257 5 | 4         | 40             | 50               | 18/2       | SVT         | 4 Color Box |

OSHA Compliant



- Heavy-Duty Metal Retractable Reel
- Cool Running 13w 10,000 Hour Rated Bulb (Included)
- Equivalent to 75w Incandescent Bulb w/Natural Daylight Illumination-7000 Kelvin
- High-Impact Lamp Protector w/High-Gloss Reflector
- Clear Chemical Resistant Lamp Protector
- Convenient & Versatile Nylon-Tipped Double Hang Hook
- Mounting Brackets (Included)
- Ballast Enclosed Near Plug End of Cord
- Polarized Plug

## 15w Fluorescent Work Light on 50' Metal Reel

| Part No. | UPC             | Case Qty. | Case Wt. (Lbs) | Cord Length (Ft) | Cord Gauge | Cord Jacket | Pkg         |
|----------|-----------------|-----------|----------------|------------------|------------|-------------|-------------|
| SL-823   | 0 17398 10077 9 | 2         | 23             | 50               | 18/2       | SJT         | 4 Color Box |

- Heavy-Duty Metal Retractable Reel
- 15w 7,000 Hour Rated Bulb (Included) - 5000 Kelvin
- Extra Long 17" High-Impact Lamp Protector w/High-Gloss Reflector
- Plastic Hang Hook on One End Plus 2 Metal Hooks for Hanging Versatility
- High-Impact Lamp Protector w/High-Gloss Reflector
- Mounting Brackets (Included)



## 13w Fluorescent Angle Work Light on 40' Metal Reel w/Grounded Receptacle

| Part No. | UPC             | Case Qty. | Case Wt. (Lbs) | Cord Length (Ft) | Cord Gauge | Cord Jacket | Pkg         |
|----------|-----------------|-----------|----------------|------------------|------------|-------------|-------------|
| SL-821   | 0 17398 10226 1 | 4         | 43             | 40               | 16/3       | SJT         | 4 Color Box |

- Heavy-Duty Metal Retractable Reel
- Cool Running 13w 10,000 Hour Rated Bulb (Included)
- Equivalent to 75w Incandescent Bulb w/Natural Daylight Illumination-7000 Kelvin
- High-Impact Lamp Protector w/High-Gloss Reflector
- Durable Push On/Off Switch
- Polarized Plug with 10amp Grounded Receptacle
- Convenient Hang Hook
- Mounting Brackets (Included)



## 13w Fluorescent Work Light on 20' Retractable Reel

| Part No. | UPC             | Case Qty. | Case Wt. (Lbs) | Cord Length (Ft) | Cord Gauge | Cord Jacket | Pkg         |
|----------|-----------------|-----------|----------------|------------------|------------|-------------|-------------|
| SL-651   | 0 17398 10124 0 | 6         | 26             | 20               | 18/2       | SVT         | 4 Color Box |

- Impact Resistant Polyethylene Retractable Reel
- Cool Running 13w 10,000 Hour Rated Bulb (Included)
- Equivalent to 75w Incandescent Bulb w/Natural Daylight Illumination-7000 Kelvin
- High-Impact Lamp Protector w/High-Gloss Reflector
- Clear Chemical Resistant Lamp Protector
- Rocker On/Off Switch
- Polarized Plug
- Mounting Brackets (Included)



## 1000w Convertible Tripod Tower Halogen Work Light



Removable light rack allows you to put light where you need it most

| Part No. | UPC             | Case Qty. | Case Wt. (Lbs) | Cord Length (Ft) | Cord Gauge | Cord Jacket | Pkg         |
|----------|-----------------|-----------|----------------|------------------|------------|-------------|-------------|
| SL-1005  | 0 17398 21005 8 | 2         | 25             | 6                | 18/3       | SJTW        | 4 Color Box |

- Approx. 6' Telescoping Tripod w/Adjustable Leg for Leveling on Uneven Surfaces
- 2x500w Halogen Bulbs with Spare Bulb (Included)
- Removable Light Rack Easily Converts into a Portable Fixture
- Separate Switches Provide 2 Light Levels - 500w & 1000w of Halogen Light
- Tempered Glass Lens w/Metal Safety Grill
- Durable Powder Coat Finish

## 500w Single Head Convertible Tripod Halogen Work Light



Removable light rack allows you to put light where you need it most

| Part No. | UPC             | Case Qty. | Case Wt. (Lbs) | Cord Length (Ft) | Cord Gauge | Cord Jacket | Pkg         |
|----------|-----------------|-----------|----------------|------------------|------------|-------------|-------------|
| SL-1022  | 0 17398 21022 5 | 6         | 38             | 6                | 18/3       | SJTW        | 4 Color Box |

- 40" Telescoping Convertible Tripod
- Includes 500w Halogen Bulb
- Removable Light Rack Easily Converts into Portable Fixture
- Tempered Glass Lens w/Metal Safety Grill

## 500w Halogen Project Work Light




| Part No. | UPC             | Case Qty. | Case Wt. (Lbs) | Cord Length (Ft) | Cord Gauge | Cord Jacket | Pkg         |
|----------|-----------------|-----------|----------------|------------------|------------|-------------|-------------|
| SL-1002  | 0 17398 21002 7 | 6         | 22             | 3                | 18/3       | SJTW        | 4 Color Box |

- Tempered Glass Lens w/Metal Safety Grill
- Foam Grip "S" Type Handle
- 500w Halogen Bulb with Spare Bulb (Included)
- Durable Powder Coat Finish

## 1000w Convertible Halogen Light Tower

| Part No. | UPC             | Case Qty. | Case Wt. (Lbs) | Cord Length (Ft) | Cord Gauge | Cord Jacket | Pkg         |
|----------|-----------------|-----------|----------------|------------------|------------|-------------|-------------|
| SL-1006  | 0 17398 21006 5 | 2         | 45             | 6                | 18/3       | SJTW        | 4 Color Box |

- 8' Telescoping Tripod w/Adjustable Leg for Leveling on Uneven Surfaces
- 2x500w Halogen Bulbs with Spare (Included)
- Separate Switches Provide 2 Light Levels - 500w & 1000w of Halogen Light
- Tempered Glass Lens w/Metal Safety Grill
- Removable Light Rack Easily Converts into a Portable Fixture
- Spare Bulb in Protective Bulb Holder
- Extra-Wide Tubing
- Unique Stabilizing Head Bracket



Removable light rack allows you to put light where you need it most

HALOGEN

## 500w Halogen Work Light

| Part No. | UPC             | Case Qty. | Case Wt. (Lbs) | Cord Length (Ft) | Cord Gauge | Cord Jacket | Pkg         |
|----------|-----------------|-----------|----------------|------------------|------------|-------------|-------------|
| SL-1003  | 0 17398 21003 4 | 4         | 21             | 5                | 18/3       | SJTW        | 4 Color Box |

- 500w Halogen Bulb with Spare Bulb (Included)
- Tempered Glass Lens w/Metal Safety Grill
- Closed "V" Handle for Non-Slip Grip
- Larger Housing for Durability and Wider Base for Tip-Over Stability
- Durable Powder Coat Finish
- Spare Bulb in Protective Bulb Holder



## 500w Convertible Tripod Halogen Work Light in Molded Case

| Part No. | UPC             | Case Qty. | Case Wt. (Lbs) | Cord Length (Ft) | Cord Gauge | Cord Jacket | Pkg                  |
|----------|-----------------|-----------|----------------|------------------|------------|-------------|----------------------|
| SL-2250C | 0 17398 22250 1 | 2         | 34             | 6                | 18/3       | SJTW        | Molded Case w/Sleeve |

- 40" Telescoping Convertible Tripod
- 2x 250w Halogen Bulbs
- 4 Light Levels - 125w-250w-375w-500w of Halogen Light
- Removable Light Rack Easily Converts into a Portable Fixture
- Tempered Glass Lens w/Metal Safety Grill
- Includes Convenient Molded Storage Case



Removable light rack allows you to put light where you need it most

## 1500w Convertible Tripod Tower Halogen Work Light

| Part No. | UPC             | Case Qty. | Case Wt. (Lbs) | Cord Length (Ft) | Cord Gauge | Cord Jacket | Pkg         |
|----------|-----------------|-----------|----------------|------------------|------------|-------------|-------------|
| SL-1082  | 0 17398 21082 9 | 1         | 31             | 10               | 16/3       | SJTW        | 4 Color Box |

- Approx. 8' Telescoping Tripod w/Adjustable Leg for Leveling on Uneven Surfaces
- 2x250w & 2x500w Halogen Bulbs with Spare Bulb in Protective Bulb Holder
- Removable Light Rack Easily Converts into a Portable Fixture
- Dual Switches Provide 6 Light Levels - 250w-500w-750w-1000w-1250w-1500w
- Tempered Glass Lens w/Metal Safety Grill
- Durable Powder Coat Finish



Removable light rack allows you to put light where you need it most

## 750w Convertible Halogen Light Tower



| Part No. | UPC             | Case Qty. | Case Wt. (Lbs) | Cord Length (Ft) | Cord Gauge | Cord Jacket | Pkg         |
|----------|-----------------|-----------|----------------|------------------|------------|-------------|-------------|
| SL-1075  | 0 17398 21075 1 | 1         | 23             | 10               | 16/3       | SJTW        | 4 Color Box |

- Approx. 8' Telescoping Tripod w/Adjustable Leg for Leveling on Uneven Surfaces
- One 250w & One 500w Halogen Bulb with Spare Bulb in Protective Bulb Holder
- Removable Light Rack Easily Converts into a Portable Fixture
- Dual Switches Provide 3 Light Levels - 250w-500w-750w
- Tempered Glass Lens w/Metal Safety Grill
- Durable Powder Coat Finish

## 750w Halogen Project Work Light



| Part No. | UPC             | Case Qty. | Case Wt. (Lbs) | Cord Length (Ft) | Cord Gauge | Cord Jacket | Pkg         |
|----------|-----------------|-----------|----------------|------------------|------------|-------------|-------------|
| SL-1042  | 0 17398 21042 3 | 1         | 11             | 6                | 16/3       | SJTW        | 4 Color Box |

- Includes 250w & 500w Halogen Bulbs
- Dual Switch Provides 3 Light Levels - 250w, 500w & 750w of Halogen Light
- Largest Housing for Maximum Durability and Widest Base for Tip-Over Stability
- Tempered Glass Lens w/Metal Safety Grill
- Durable Powder Coat Finish

## 1200w Convertible Tripod Tower Halogen Work Light



| Part No. | UPC             | Case Qty. | Case Wt. (Lbs) | Cord Length (Ft) | Cord Gauge | Cord Jacket | Pkg         |
|----------|-----------------|-----------|----------------|------------------|------------|-------------|-------------|
| SL-1062  | 0 17398 21062 1 | 2         | 52             | 8                | 18/3       | SJTW        | 4 Color Box |

- 7' Telescoping Tripod w/Adjustable Leg for Leveling on Uneven Surfaces
- 4x300w Halogen Bulbs with Spare Bulb in Protective Bulb Holder
- Removable Light Rack Easily Converts into a Portable Fixture
- Dual Switches Provide 4 Light Levels - 300w-600w-900w-1200w of Halogen Light
- Tempered Glass Lens w/Metal Safety Grill
- Durable Powder Coat Finish

## 600w Halogen Project Work Light



| Part No. | UPC             | Case Qty. | Case Wt. (Lbs) | Cord Length (Ft) | Cord Gauge | Cord Jacket | Pkg         |
|----------|-----------------|-----------|----------------|------------------|------------|-------------|-------------|
| SL-1032  | 0 17398 21032 4 | 2         | 15             | 6                | 18/3       | SJTW        | 4 Color Box |

- Includes 2x300w Halogen Bulbs Plus Spare Bulb
- Dual Switch Provides 2 Light Levels - 300w & 600w of Halogen Light
- Larger Housing for Durability and Wider Base for Tip-Over Stability
- Tempered Glass Lens w/Metal Safety Grill
- Durable Powder Coat Finish

## 5 1/2" Clamp Light w/Aluminum Reflector

| Part No.   | UPC             | Case Qty. | Case Wt. (Lbs) | Cord Length (Ft) | Cord Gauge | Cord Jacket | Pkg                 |
|------------|-----------------|-----------|----------------|------------------|------------|-------------|---------------------|
| SL-201PDQ6 | 0 17398 34702 0 | 6         | 5              | 6                | 18/2       | SPT         | Counter Top Display |

- Spring Steel Clamp w/Scratch Resistant Vinyl Sleeve
- Rated at up to 75w Incandescent (Bulb Not Included)
- Adjustable Ball Joint for Easy Positioning
- Energy Saving Durable On/Off Switch



## 8 1/2" Clamp Light w/Aluminum Reflector

| Part No.   | UPC             | Case Qty. | Case Wt. (Lbs) | Cord Length (Ft) | Cord Gauge | Cord Jacket | Pkg                 |
|------------|-----------------|-----------|----------------|------------------|------------|-------------|---------------------|
| SL-300N4   | 0 17398 34703 7 | 4         | 5              | 6                | 18/2       | SPT         | 4 Color Box         |
| SL-300PDQ6 | 0 17398 34703 7 | 6         | 6              | 6                | 18/2       | SPT         | Counter Top Display |

- Spring Steel Clamp w/Scratch Resistant Vinyl Sleeve
- Rated at up to 150w Incandescent (Bulb Not Included)
- Adjustable Ball Joint for Easy Positioning
- Energy Saving Durable On/Off Switch



## 8 1/2" Clamp Light w/Aluminum Reflector w/Grip-Tite Super Clamp

| Part No.   | UPC             | Case Qty. | Case Wt. (Lbs) | Cord Length (Ft) | Cord Gauge | Cord Jacket | Pkg                 |
|------------|-----------------|-----------|----------------|------------------|------------|-------------|---------------------|
| SL-301     | 0 17398 34704 4 | 4         | 9              | 6                | 18/2       | SPT         | 4 Color Box         |
| SL-301PDQ6 | 0 17398 34704 4 | 6         | 10             | 6                | 18/2       | SPT         | Counter Top Display |

- Heavy-Duty Spring Clamp w/Scratch Resistant Vinyl Sleeve
- Rated at up to 150w Incandescent (Bulb Not Included)
- Adjustable Ball Joint for Easy Positioning
- Energy Saving Durable On/Off Switch



## 10 1/2" Clamp Light w/Aluminum Reflector

| Part No. | UPC             | Case Qty. | Case Wt. (Lbs) | Cord Length (Ft) | Cord Gauge | Cord Jacket | Pkg         |
|----------|-----------------|-----------|----------------|------------------|------------|-------------|-------------|
| SL-310B4 | 0 17398 34706 8 | 4         | 7              | 6                | 18/2       | SPT         | 4 Color Box |

- Lights 50% More Area than Standard 8 1/2" Clamp Light
- Rated at up to 200w Incandescent (Bulb Not Included)
- Spring Clamp w/Scratch Resistant Vinyl Sleeve
- Adjustable Ball Joint for Easy Positioning
- Energy Saving Durable On/Off Switch



## 10 1/2" Clamp Light w/Aluminum Reflector w/Grip-Tite Super Clamp

| Part No. | UPC             | Case Qty. | Case Wt. (Lbs) | Cord Length (Ft) | Cord Gauge | Cord Jacket | Pkg         |
|----------|-----------------|-----------|----------------|------------------|------------|-------------|-------------|
| SL-311B4 | 0 17398 34708 2 | 4         | 10             | 6                | 18/2       | SPT         | 4 Color Box |

- Lights 50% More Area than Standard 8 1/2" Clamp Light
- Rated at up to 200w Incandescent (Bulb Not Included)
- Heavy-Duty Spring Clamp w/Scratch Resistant Vinyl Sleeve
- Adjustable Ball Joint for Easy Positioning
- Energy Saving Durable On/Off Switch



INCANDESCENT

## 10 1/2" Brooder Clamp Light w/Porcelain Ceramic Socket



| Part No. | UPC             | Case Qty. | Case Wt. (Lbs) | Cord Length (Ft) | Cord Gauge | Cord Jacket | Pkg         |
|----------|-----------------|-----------|----------------|------------------|------------|-------------|-------------|
| SL-302B3 | 0 17398 34705 1 | 3         | 6              | 6                | 18/2       | SJT         | 4 Color Box |

- Lights 50% More Area than Standard 8 1/2" Clamp Light
- Rated at up to 50% More Wattage than Standard 8 1/2" Clamp Light
- Rated at up to a 300w Incandescent Bulb (Bulb Not Included)
- Adjustable Ball Joint for Easy Positioning
- Spring Steel Clamp w/Scratch Resistant Vinyl Sleeve

## Metal Shield Incandescent Utility Light w/16 Gauge Cord & Grounded Receptacle

INCANDESCENT



Grounded Receptacle

| Part No.    | UPC             | Case Qty. | Case Wt. (Lbs) | Cord Length (Ft) | Cord Gauge | Cord Jacket | Pkg                 |
|-------------|-----------------|-----------|----------------|------------------|------------|-------------|---------------------|
| SL-426A     | 0 17398 10147 9 | 6         | 27             | 50               | 16/3       | SJT         | 4 Color Wrapper     |
| SL-425A     | 0 17398 10132 5 | 6         | 15             | 25               | 16/3       | SJT         | 4 Color Wrapper     |
| SL-425APDQ3 | 0 17398 10132 5 | 3         | 9              | 25               | 16/3       | SJT         | Counter Top Display |

- Galvanized Metal Lamp Shield w/Rubber Tipped Hang Hook
- Polarized Plug with 12amp Grounded Receptacle
- Heavy-Duty Cord
- Up to 75w Incandescent (Bulb Not Included)
- Durable Push On/Off Switch

## Metal Shield Incandescent Utility Light w/18 Gauge Cord



| Part No.   | UPC             | Case Qty. | Case Wt. (Lbs) | Cord Length (Ft) | Cord Gauge | Cord Jacket | Pkg                 |
|------------|-----------------|-----------|----------------|------------------|------------|-------------|---------------------|
| SL-426     | 0 17398 10071 7 | 6         | 24             | 50               | 18/3       | SJT         | 4 Color Wrapper     |
| SL-425     | 0 17398 10070 0 | 6         | 14             | 25               | 18/3       | SJT         | 4 Color Wrapper     |
| SL-425PDQ4 | 0 17398 10070 0 | 4         | 10             | 25               | 18/3       | SJT         | Counter Top Display |

- Galvanized Metal Lamp Shield w/Rubber Tipped Hang Hook
- Up to 75w Incandescent (Bulb Not Included)
- Durable Push On/Off Switch

## Non-Metallic Incandescent Utility Light



| Part No.   | UPC             | Case Qty. | Case Wt. (Lbs) | Cord Length (Ft) | Cord Gauge | Cord Jacket | Pkg                 |
|------------|-----------------|-----------|----------------|------------------|------------|-------------|---------------------|
| SL-421     | 0 17398 10146 2 | 6         | 11             | 25               | 18/2       | SJT         | 4 Color Wrapper     |
| SL-406     | 0 17398 10145 5 | 6         | 5              | 6                | 18/2       | SJT         | 4 Color Wrapper     |
| SL-406PDQ4 | 0 17398 10145 5 | 4         | 4              | 6                | 18/2       | SJT         | Counter Top Display |

- High Temp Resistant Plastic Guard with Hang Hook
- Black Polypropylene Handle
- Durable Push On/Off Switch

## Non-Metallic 12 Volt Light w/Battery Clips

| Part No. | UPC             | Case Qty. | Case Wt. (Lbs) | Cord Length (Ft) | Cord Gauge | Cord Jacket | Pkg             |
|----------|-----------------|-----------|----------------|------------------|------------|-------------|-----------------|
| SL-412   | 0 17398 10095 3 | 6         | 8              | 20               | 18/2       | SPT         | 4 Color Wrapper |

- Plastic Lamp Guard w/Swivel Hang Hook
- 50w "Rough Service" Incandescent Bulb (Included)
- Alligator Clips
- Durable Push On/Off Switch



## Metal Shield Incandescent Utility Light w/Grounded Receptacle on 40' Metal Reel

| Part No. | UPC             | Case Qty. | Case Wt. (Lbs) | Cord Length (Ft) | Cord Gauge | Cord Jacket | Pkg |
|----------|-----------------|-----------|----------------|------------------|------------|-------------|-----|
| SL-840   | 0 17398 10181 3 | 4         | 41             | 40               | 16/3       | SJT         | Box |

- Heavy-Duty Metal Retractable Reel
- Galvanized Metal Lamp Shield w/Rubber Tipped Hang Hook
- Polarized Plug with 10amp Grounded Receptacle
- Durable Push On/Off Switch
- Up to 75w Incandescent (Bulb Not Included)
- Mounting Brackets (Included)



INCANDESCENT

## Metal Shield Incandescent Utility Light on 50' Metal Reel

| Part No. | UPC             | Case Qty. | Case Wt. (Lbs) | Cord Length (Ft) | Cord Gauge | Cord Jacket | Pkg |
|----------|-----------------|-----------|----------------|------------------|------------|-------------|-----|
| SL-851   | 0 17398 10127 1 | 4         | 39             | 50               | 18/3       | SVT         | Box |

- Heavy-Duty Metal Retractable Reel
- Galvanized Metal Lamp Shield w/Rubber Tipped Hang Hook
- Durable Push On/Off Switch
- Up to 75w Incandescent (Bulb Not Included)
- Mounting Brackets (Included)



## Metal Shield Incandescent Utility Light w/Grounded Receptacle on 20' Retractable Reel

| Part No. | UPC             | Case Qty. | Case Wt. (Lbs) | Cord Length (Ft) | Cord Gauge | Cord Jacket | Pkg |
|----------|-----------------|-----------|----------------|------------------|------------|-------------|-----|
| SL-450   | 0 17398 10002 1 | 6         | 24             | 20               | 18/3       | SVT         | Box |

- Impact Resistant Polyethylene Retractable Reel
- Galvanized Metal Lamp Shield w/Rubber Tipped Hang Hook
- Polarized Plug with 7amp Grounded Receptacle
- 7amp Resettable Circuit Breaker
- Durable Push On/Off Switch
- Up to 75w Incandescent (Bulb Not Included)



## 100 Ft. Indoor / Outdoor Contractor Grade Metal String Light (10 Lights)

OSHA Compliant



| Part No. | UPC             | Case Qty. | Case Wt. (Lbs) | Cord Length (Ft) | Cord Gauge | Cord Jacket      | Pkg         |
|----------|-----------------|-----------|----------------|------------------|------------|------------------|-------------|
| SL-7318  | 0 17398 07318 9 | 1         | 26             | 100              | 12/3       | SJTW - 15A Rated | 1 Color Box |

■ Coated Metal Guard

■ Twist-to-Lock Plugs

## 50 Ft. Indoor / Outdoor Contractor Grade Metal String Light (5 Lights)

OSHA Compliant



| Part No. | UPC             | Case Qty. | Case Wt. (Lbs) | Cord Length (Ft) | Cord Gauge | Cord Jacket      | Pkg         |
|----------|-----------------|-----------|----------------|------------------|------------|------------------|-------------|
| SL-7316  | 0 17398 07316 5 | 1         | 14             | 50               | 12/3       | SJTW - 15A Rated | 1 Color Box |

■ Coated Metal Guard

■ Twist-to-Lock Plugs

## 100 Ft. Indoor / Outdoor Contractor Grade Non-Metallic String Light (10 Lights)

OSHA Compliant



| Part No. | UPC             | Case Qty. | Case Wt. (Lbs) | Cord Length (Ft) | Cord Gauge | Cord Jacket      | Pkg         |
|----------|-----------------|-----------|----------------|------------------|------------|------------------|-------------|
| SL-7308  | 0 17398 07308 0 | 1         | 26             | 100              | 12/3       | SJTW - 15A Rated | 1 Color Box |

## 50 Ft. Indoor / Outdoor Contractor Grade Non-Metallic String Light (5 Lights)

OSHA Compliant



| Part No. | UPC             | Case Qty. | Case Wt. (Lbs) | Cord Length (Ft) | Cord Gauge | Cord Jacket      | Pkg         |
|----------|-----------------|-----------|----------------|------------------|------------|------------------|-------------|
| SL-7306  | 0 17398 07306 6 | 1         | 14             | 50               | 12/3       | SJTW - 15A Rated | 1 Color Box |

## 100 Ft. Indoor / Outdoor Non-Metallic String Light (10 Lights)

OSHA Compliant



| Part No. | UPC             | Case Qty. | Case Wt. (Lbs) | Cord Length (Ft) | Cord Gauge | Cord Jacket      | Pkg         |
|----------|-----------------|-----------|----------------|------------------|------------|------------------|-------------|
| SL-7408  | 0 17398 07408 7 | 1         | 20             | 100              | 14/2       | SJTW - 15A Rated | 1 Color Box |

## 50 Ft. Indoor / Outdoor Non-Metallic String Light (5 Lights)

OSHA Compliant



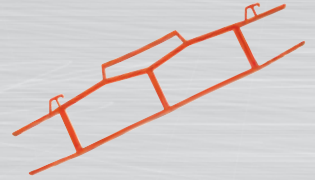
| Part No. | UPC             | Case Qty. | Case Wt. (Lbs) | Cord Length (Ft) | Cord Gauge | Cord Jacket      | Pkg         |
|----------|-----------------|-----------|----------------|------------------|------------|------------------|-------------|
| SL-7406  | 0 17398 07406 3 | 1         | 11             | 50               | 14/2       | SJTW - 15A Rated | 1 Color Box |

INCANDESCENT



## Cord Wrap

| Part No. | UPC             | Case Qty. | Case Wt. (Lbs) | Pkg             |
|----------|-----------------|-----------|----------------|-----------------|
| K-150    | 0 17398 34568 2 | 24        | 7              | 4 Color Wrapper |



## Heavy-Duty Reel

| Part No. | UPC             | Case Qty. | Case Wt. (Lbs) | Pkg             |
|----------|-----------------|-----------|----------------|-----------------|
| KW-110   | 0 17398 34566 8 | 6         | 8              | 4 Color Wrapper |

- Stores 100' 16/3 • 100' 14/3 • 50' 12/3 Cord



## Heavy-Duty Reel

| Part No. | UPC             | Case Qty. | Case Wt. (Lbs) | Pkg             |
|----------|-----------------|-----------|----------------|-----------------|
| KW-130   | 0 17398 34573 6 | 6         | 9              | 4 Color Wrapper |

- Stores 150' 16/3 • 125' 14/3 • 100' 12/3 Cord



## Crank Operated Reel w/Stand

| Part No. | UPC             | Case Qty. | Case Wt. (Lbs) | Pkg             |
|----------|-----------------|-----------|----------------|-----------------|
| K-100    | 0 17398 34567 5 | 6         | 11             | 4 Color Wrapper |

- Stores 150' 16/3 • 125' 14/3 • 100' 12/3 Cord



## Add-A-Cord Quad Tap Cord Reel w/Circuit Breaker

| Part No.   | UPC             | Case Qty. | Case Wt. (Lbs) | Pkg             |
|------------|-----------------|-----------|----------------|-----------------|
| SL-2000PDQ | 0 17398 32000 9 | 4         | 14             | 4 Color Wrapper |

- Four Outlet Polarized Reel Works with Almost Any Single-Tap Extension Cord
- Brings the Power to the Work Site
- Holds up to 100' of 16 & 14 Gauge Extension Cords & up to 75' of 12 Gauge
- Impact Resistant Polypropylene Hand Wind Reel
- Polarized Plug with 4 Grounded Receptacles
- Resettable 15amp Circuit Breaker
- Durable Steel Stand w/Grip Handle



## Quad Tap Cord Reel w/25' Cord

| Part No. | UPC             | Case Qty. | Case Wt. (Lbs) | Cord Length (Ft) | Cord Gauge | Cord Jacket | Pkg             |
|----------|-----------------|-----------|----------------|------------------|------------|-------------|-----------------|
| SL-755   | 0 17398 10165 3 | 4         | 15             | 25               | 16/3       | SJT         | 4 Color Wrapper |

- Impact Resistant Polypropylene Hand Wind Reel
- Polarized Plug with Four Grounded Receptacles
- Resettable 10amp Circuit Breaker



## Heavy-Duty 30' Triple-Tap Retractable Reel



| Part No. | UPC             | Case Qty. | Case Wt. (Lbs) | Cord Length (Ft) | Cord Gauge | Cord Jacket | Pkg |
|----------|-----------------|-----------|----------------|------------------|------------|-------------|-----|
| SL-800   | 0 17398 10018 2 | 4         | 33             | 30               | 16/3       | SJT         | Box |

- Heavy-Duty Metal Retractable Reel
- Polarized Plug w/Three 10amp Grounded Receptacles
- Brackets for Wall or Ceiling Mounting (Included)
- LED Power Status Light



## 13amp 30' Triple-Tap Retractable Reel



| Part No. | UPC             | Case Qty. | Case Wt. (Lbs) | Cord Length (Ft) | Cord Gauge | Cord Jacket | Pkg |
|----------|-----------------|-----------|----------------|------------------|------------|-------------|-----|
| SL-801   | 0 17398 10081 6 | 4         | 36             | 30               | 14/3       | SJT         | Box |

- Heavy-Duty Metal Retractable Reel
- Polarized Plug with Three 13amp Grounded Receptacles
- Brackets for Wall or Ceiling Mounting (Included)
- LED Power Status Light



## 13amp 50' Triple-Tap Retractable Reel



| Part No. | UPC             | Case Qty. | Case Wt. (Lbs) | Cord Length (Ft) | Cord Gauge | Cord Jacket | Pkg |
|----------|-----------------|-----------|----------------|------------------|------------|-------------|-----|
| SL-8903  | 0 17398 10039 7 | 1         | 18             | 50               | 14/3       | SJTW        | Box |

- 40% Larger Cord Reel w/Smooth Glide Rewind
- Polarized Plug with Three 13amp Grounded Receptacles
- Resettable 13amp Circuit Breaker
- LED Power Status Light
- Mounting Brackets (Included)



## 15amp Quad-Tap Retractable Reel



| Part No.   | UPC             | Case Qty. | Case Wt. (Lbs) | Cord Length (Ft) | Cord Gauge | Cord Jacket | Pkg |
|------------|-----------------|-----------|----------------|------------------|------------|-------------|-----|
| SL-8904    | 0 17398 10055 7 | 1         | 19             | 50               | 12/3       | SJTW        | Box |
| SL-8904-40 | 0 17398 18904 0 | 1         | 17             | 40               | 12/3       | SJTW        | Box |

- 40% Larger Cord Reel w/Smooth Glide Rewind
- Polarized Plug with Four 15amp Grounded Receptacles
- Resettable 15amp Circuit Breaker
- LED Power Status Light
- Mounting Brackets (Included)
- Heavy-Duty 12/3 Cord



CORD MANAGE & REELS

## Contractor Grade Single-Tap Lighted End Extension Cords

| Part No. | UPC             | Case Qty. | Case Wt. (Lbs) | Cord Length (Ft) | Cord Gauge | Cord Jacket      | Pkg             |
|----------|-----------------|-----------|----------------|------------------|------------|------------------|-----------------|
| SL-752L  | 0 17398 34729 7 | 12        | 30             | 25               | 14/3       | SJTW - 15A Rated | 4 Color Wrapper |
| SL-753L  | 0 17398 34730 3 | 6         | 30             | 50               | 14/3       | SJTW - 15A Rated | 4 Color Wrapper |
| SL-754L  | 0 17398 34731 0 | 6         | 54             | 100              | 14/3       | SJTW - 13A Rated | 4 Color Wrapper |
| SL-757L  | 0 17398 34732 7 | 4         | 14             | 25               | 12/3       | SJTW - 15A Rated | 4 Color Wrapper |
| SL-758L  | 0 17398 34733 4 | 2         | 14             | 50               | 12/3       | SJTW - 15A Rated | 4 Color Wrapper |
| SL-759L  | 0 17398 34734 1 | 2         | 27             | 100              | 12/3       | SJTW - 15A Rated | 4 Color Wrapper |
| SL-773L  | 0 17398 10773 0 | 2         | 24             | 50               | 10/3       | SJTW - 15A Rated | 4 Color Wrapper |
| SL-774L  | 0 17398 10774 7 | 1         | 23             | 100              | 10/3       | SJTW - 15A Rated | 4 Color Wrapper |


OSHA Compliant



## Contractor Grade Triple-Tap Lighted End Extension Cords

| Part No. | UPC             | Case Qty. | Case Wt. (Lbs) | Cord Length (Ft) | Cord Gauge | Cord Jacket      | Pkg             |
|----------|-----------------|-----------|----------------|------------------|------------|------------------|-----------------|
| SL-735L  | 0 17398 10159 2 | 6         | 8              | 6                | 12/3       | SJTW - 15A Rated | 4 Color Wrapper |
| SL-740L  | 0 17398 10161 5 | 12        | 34             | 25               | 14/3       | SJTW - 15A Rated | 4 Color Wrapper |
| SL-741L  | 0 17398 10162 2 | 6         | 31             | 50               | 14/3       | SJTW - 15A Rated | 4 Color Wrapper |
| SL-745L  | 0 17398 10163 9 | 6         | 59             | 100              | 14/3       | SJTW - 13A Rated | 4 Color Wrapper |
| SL-746L  | 0 17398 10170 7 | 4         | 16             | 25               | 12/3       | SJTW - 15A Rated | 4 Color Wrapper |
| SL-747L  | 0 17398 10171 4 | 2         | 15             | 50               | 12/3       | SJTW - 15A Rated | 4 Color Wrapper |
| SL-748L  | 0 17398 10172 1 | 2         | 26             | 100              | 12/3       | SJTW - 15A Rated | 4 Color Wrapper |
| SL-7402  | 0 17398 07402 5 | 12        | 9              | 2                | 12/3       | SJTW - 15A Rated | 4 Color Wrapper |


OSHA Compliant



## Contractor Grade Single-Tap Non-Lighted End Extension Cords

| Part No. | UPC             | Case Qty. | Case Wt. (Lbs) | Cord Length (Ft) | Cord Gauge | Cord Jacket      | Pkg             |
|----------|-----------------|-----------|----------------|------------------|------------|------------------|-----------------|
| SL-725   | 0 17398 10128 8 | 18        | 35             | 25               | 16/3       | SJTW - 13A Rated | 4 Color Wrapper |
| SL-750   | 0 17398 10129 5 | 12        | 45             | 50               | 16/3       | SJTW - 13A Rated | 4 Color Wrapper |
| SL-751   | 0 17398 10164 6 | 6         | 45             | 100              | 16/3       | SJTW - 10A Rated | 4 Color Wrapper |


OSHA Compliant



## Contractor Grade Triple-Tap Non-Lighted End Extension Cords

| Part No. | UPC             | Case Qty. | Case Wt. (Lbs) | Cord Length (Ft) | Cord Gauge | Cord Jacket       | Pkg             |
|----------|-----------------|-----------|----------------|------------------|------------|-------------------|-----------------|
| SL-763   | 0 17398 34713 6 | 12        | 9              | 6.5Ft / 2M       | 16/3       | SJTW - 13A Rated  | 4 Color Wrapper |
| SL-764   | 0 17398 34714 3 | 12        | 14             | 9.8Ft / 3M       | 16/3       | SJTW - 13A Rated  | 4 Color Wrapper |
| SL-767   | 0 17398 34717 4 | 6         | 9              | 16.4Ft / 5M      | 16/3       | SJTW - 13A Rated  | 4 Color Wrapper |
| SL-768   | 0 17398 34718 1 | 6         | 10             | 16.4Ft / 5M      | 16/3       | SJEOW - 13A Rated | 4 Color Wrapper |

OSHA Compliant



EXTENSION CORDS

## Contractor Grade Twist-to-Lock Extension Cords

| Part No. | UPC             | Case Qty. | Case Wt. (Lbs) | Cord Length (Ft) | Cord Gauge | Cord Jacket      | Pkg             |
|----------|-----------------|-----------|----------------|------------------|------------|------------------|-----------------|
| SL-7106  | 0 17398 07106 2 | 4         | 30             | 50               | 12/3       | SJTW - 20A Rated | 4 Color Wrapper |
| SL-7108  | 0 17398 07108 6 | 2         | 28             | 100              | 12/3       | SJTW - 15A Rated | 4 Color Wrapper |

OSHA Compliant



## Contractor Grade Single-Tap All Season w/Lighted End

OSHA Compliant



Temp Rating 105°C

| Part No. | UPC             | Case Qty. | Case Wt. (Lbs) | Cord Length (Ft) | Cord Gauge | Cord Jacket       | Pkg             |
|----------|-----------------|-----------|----------------|------------------|------------|-------------------|-----------------|
| SL-990   | 0 17398 34739 6 | 18        | 37             | 25               | 16/3       | SJEOW - 13A Rated | 4 Color Wrapper |
| SL-991   | 0 17398 37340 1 | 12        | 47             | 50               | 16/3       | SJEOW - 13A Rated | 4 Color Wrapper |
| SL-992   | 0 17398 34741 9 | 6         | 45             | 100              | 16/3       | SJEOW - 10A Rated | 4 Color Wrapper |
| SL-993   | 0 17398 10114 1 | 12        | 31             | 25               | 14/3       | SJEOW - 15A Rated | 4 Color Wrapper |
| SL-994   | 0 17398 10115 8 | 6         | 30             | 50               | 14/3       | SJEOW - 15A Rated | 4 Color Wrapper |
| SL-995   | 0 17398 34744 0 | 6         | 56             | 100              | 14/3       | SJEOW - 13A Rated | 4 Color Wrapper |
| SL-996   | 0 17398 34745 7 | 4         | 15             | 25               | 12/3       | SJEOW - 15A Rated | 4 Color Wrapper |
| SL-997   | 0 17398 34746 4 | 2         | 14             | 50               | 12/3       | SJEOW - 15A Rated | 4 Color Wrapper |
| SL-998   | 0 17398 34747 1 | 2         | 27             | 100              | 12/3       | SJEOW - 15A Rated | 4 Color Wrapper |
| SL-9906  | 0 17398 09906 6 | 2         | 22             | 50               | 10/3       | SJEOW - 15A Rated | 4 Color Wrapper |
| SL-9908  | 0 17398 09908 0 | 2         | 43             | 100              | 10/3       | SJEOW - 15A Rated | 4 Color Wrapper |

- Single-Tap
- High Visibility Lighted End
- Flexible to -60° F

## Contractor Grade Triple-Tap All Season w/Lighted End

OSHA Compliant



Temp Rating 105°C

| Part No. | UPC             | Case Qty. | Case Wt. (Lbs) | Cord Length (Ft) | Cord Gauge | Cord Jacket       | Pkg             |
|----------|-----------------|-----------|----------------|------------------|------------|-------------------|-----------------|
| SL-9102  | 0 17398 09102 2 | 6         | 5              | 2                | 12/3       | SJEOW - 15A Rated | 4 Color Wrapper |
| SL-9104  | 0 17398 09104 6 | 6         | 22             | 25               | 12/3       | SJEOW - 15A Rated | 4 Color Wrapper |
| SL-9106  | 0 17398 09106 0 | 6         | 40             | 50               | 12/3       | SJEOW - 15A Rated | 4 Color Wrapper |
| SL-9108  | 0 17398 09108 4 | 2         | 26             | 100              | 12/3       | SJEOW - 15A Rated | 4 Color Wrapper |

- Triple-Tap
- High Visibility Lighted End
- Flexible to -60° F

## Replacement Power Supply Cords

OSHA Compliant



Temp Rating 105°C

| Part No. | UPC             | Case Qty. | Case Wt. (Lbs) | Cord Length (Ft) | Cord Gauge | Cord Jacket       | Pkg             |
|----------|-----------------|-----------|----------------|------------------|------------|-------------------|-----------------|
| SL-8102  | 0 17398 08102 3 | 50        | 19             | 6                | 16/2       | SJEO - 13A Rated  | 4 Color Wrapper |
| SL-8104  | 0 17398 08104 7 | 50        | 27             | 9                | 16/2       | SJEO - 13A Rated  | 4 Color Wrapper |
| SL-8106  | 0 17398 08106 1 | 25        | 12             | 6                | 16/3       | SPT-3 - 13A Rated | 4 Color Wrapper |
| SL-8108  | 0 17398 08108 5 | 25        | 15             | 8                | 16/3       | SPT-3 - 13A Rated | 4 Color Wrapper |
| SL-8110  | 0 17398 08110 8 | 50        | 23             | 6                | 16/3       | SJEO - 13A Rated  | 4 Color Wrapper |
| SL-8112  | 0 17398 08112 2 | 50        | 52             | 9                | 16/3       | SJEO - 13A Rated  | 4 Color Wrapper |
| SL-8114  | 0 17398 08114 6 | 25        | 15             | 6                | 14/3       | SJEO - 15A Rated  | 4 Color Wrapper |
| SL-8116  | 0 17398 08116 0 | 25        | 21             | 9                | 14/3       | SJEO - 15A Rated  | 4 Color Wrapper |

## 9" 20A Twist-to-Lock to 15A U-Ground

OSHA Compliant



Temp Rating 105°C

| Part No. | UPC             | Case Qty. | Case Wt. (Lbs) | Cord Length (In) | Cord Gauge | Cord Jacket     | Pkg             |
|----------|-----------------|-----------|----------------|------------------|------------|-----------------|-----------------|
| SL-7202  | 0 17398 07202 1 | 10        | 5              | 9"               | 12/3       | STW - 15A Rated | 4 Color Wrapper |

## 9" U-Ground Plug 15A to Twist-to-Lock 20 Amp

OSHA Compliant



Temp Rating 105°C

| Part No. | UPC             | Case Qty. | Case Wt. (Lbs) | Cord Length (In) | Cord Gauge | Cord Jacket     | Pkg             |
|----------|-----------------|-----------|----------------|------------------|------------|-----------------|-----------------|
| SL-7204  | 0 17398 07204 5 | 10        | 7              | 9"               | 12/3       | STW - 15A Rated | 4 Color Wrapper |

## 20" Y-Adapter- 20A to Twist-to-Lock 20A

| Part No. | UPC             | Case Qty. | Case Wt. (Lbs) | Cord Length (In) | Cord Gauge | Cord Jacket     | Pkg             |
|----------|-----------------|-----------|----------------|------------------|------------|-----------------|-----------------|
| SL-7206  | 0 17398 07206 9 | 10        | 15             | 20"              | 12/3       | STW - 20A Rated | 4 Color Wrapper |

**OSHA Compliant**



Temp Rating 105°C

## 20"- W-Adapter- 20A to Twist-to-Lock 20A

| Part No. | UPC             | Case Qty. | Case Wt. (Lbs) | Cord Length (In) | Cord Gauge | Cord Jacket     | Pkg             |
|----------|-----------------|-----------|----------------|------------------|------------|-----------------|-----------------|
| SL-7208  | 0 17398 07208 3 | 10        | 19             | 20"              | 12/3       | STW - 20A Rated | 4 Color Wrapper |

**OSHA Compliant**



Temp Rating 105°C

## 24"-Tri-Source-Twist-to-Lock 20A to 15A U-Ground

| Part No. | UPC             | Case Qty. | Case Wt. (Lbs) | Cord Length (In) | Cord Gauge | Cord Jacket         | Pkg             |
|----------|-----------------|-----------|----------------|------------------|------------|---------------------|-----------------|
| SL-7210  | 0 17398 07210 6 | 6         | 7              | 24"              | 12/3       | STW - 20A-15A Rated | 4 Color Wrapper |

**OSHA Compliant**



Temp Rating 105°C

## 2ft-Tri-Source- Right Angle GFCI

| Part No. | UPC             | Case Qty. | Case Wt. (Lbs) | Cord Length (In) | Cord Gauge | Cord Jacket      | Pkg             |
|----------|-----------------|-----------|----------------|------------------|------------|------------------|-----------------|
| SL-7602  | 0 17398 07602 9 | 6         | 7              | 2                | 12/3       | SJTW - 15A Rated | 4 Color Wrapper |

**OSHA Compliant**



Temp Rating 105°C

## 2ft-Tri-Source- Right Angle GFCI- Lighted End

| Part No. | UPC             | Case Qty. | Case Wt. (Lbs) | Cord Length (In) | Cord Gauge | Cord Jacket      | Pkg             |
|----------|-----------------|-----------|----------------|------------------|------------|------------------|-----------------|
| SL-7604  | 0 17398 07604 3 | 4         | 7              | 2                | 12/3       | SJTW - 15A Rated | 4 Color Wrapper |

**OSHA Compliant**



Temp Rating 105°C

## 2.5ft-Tri Source- In-Line- GFCI

| Part No. | UPC             | Case Qty. | Case Wt. (Lbs) | Cord Length (In) | Cord Gauge | Cord Jacket      | Pkg             |
|----------|-----------------|-----------|----------------|------------------|------------|------------------|-----------------|
| SL-7606  | 0 17398 07606 7 | 6         | 9              | 2.5              | 12/3       | SJTW - 15A Rated | 4 Color Wrapper |

**OSHA Compliant**



Temp Rating 105°C

## 2.5ft-Tri Source- In-Line- GFCI

| Part No. | UPC             | Case Qty. | Case Wt. (Lbs) | Cord Length (In) | Cord Gauge | Cord Jacket      | Pkg             |
|----------|-----------------|-----------|----------------|------------------|------------|------------------|-----------------|
| SL-749   | 0 17398 10173 8 | 6         | 8              | 2                | 12/3       | SJTW - 15A Rated | 4 Color Wrapper |

**OSHA Compliant**



Temp Rating 105°C

## Light-Duty 250amp All Season Booster Cables – 250amp Side / Top



| Part No. | UPC             | Case Qty. | Case Wt. (Lbs) | Cord Length (Ft) | Cord Gauge | Cord Jacket  | Pkg    |
|----------|-----------------|-----------|----------------|------------------|------------|--------------|--------|
| SL-3002  | 0 17398 03002 1 | 10        | 34             | 12               | 8          | Yellow/Black | Sleeve |

## Medium-Duty 400amp All Season Booster Cables – 400amp Side / Top



| Part No. | UPC             | Case Qty. | Case Wt. (Lbs) | Cord Length (Ft) | Cord Gauge | Cord Jacket  | Pkg         |
|----------|-----------------|-----------|----------------|------------------|------------|--------------|-------------|
| SL-3003  | 0 17398 03003 8 | 6         | 22             | 12               | 8          | Yellow/Black | Storage Bag |
| SL-3004  | 0 17398 03004 5 | 6         | 30             | 12               | 6          | Orange/Black | Box         |
| SL-3005  | 0 17398 03005 2 | 6         | 35             | 16               | 6          | Orange/Black | Box         |

## Heavy-Duty 400amp All Season Booster Cables – 400amp Side / Top



| Part No. | UPC             | Case Qty. | Case Wt. (Lbs) | Cord Length (Ft) | Cord Gauge | Cord Jacket | Pkg |
|----------|-----------------|-----------|----------------|------------------|------------|-------------|-----|
| SL-3006  | 0 17398 03006 9 | 6         | 50             | 16               | 4          | Blue/Black  | Box |
| SL-3007  | 0 17398 03007 6 | 6         | 38             | 12               | 4          | Blue/Black  | Box |

## Extra Heavy-Duty 500amp All Season Booster Cables – 500amp Parrot Jaw



| Part No. | UPC             | Case Qty. | Case Wt. (Lbs) | Cord Length (Ft) | Cord Gauge | Cord Jacket | Pkg           |
|----------|-----------------|-----------|----------------|------------------|------------|-------------|---------------|
| SL-3008  | 0 17398 03008 3 | 4         | 40             | 20               | 4          | Blue/Black  | Box           |
| SL-3029  | 0 17398 03029 8 | 2         | 26             | 20               | 2          | Black/Black | Case w/Sleeve |
| SL-3009  | 0 17398 03009 0 | 2         | 35             | 25               | 2          | Black/Black | Case w/Sleeve |

## Extreme Duty 800amp All Season Booster Cables – 800amp Extra Heavy-Duty Jaw




| Part No. | UPC             | Case Qty. | Case Wt. (Lbs) | Cord Length (Ft) | Cord Gauge | Cord Jacket | Pkg           |
|----------|-----------------|-----------|----------------|------------------|------------|-------------|---------------|
| SL-3010  | 0 17398 03010 6 | 2         | 46             | 25               | 1          | Red/Black   | Case w/Sleeve |

## Replacement Clamps for Medium-Duty All Season Booster Cables



### 400 Amp

| Part No. | UPC             | Case Qty. | Case Wt. (Lbs) | Pkg                       |
|----------|-----------------|-----------|----------------|---------------------------|
| SL-3013  | 0 17398 03013 7 | 6 Pair    | 4              | Plastic Bag w/Header Card |



### 500 Amp

| Part No. | UPC             | Case Qty. | Case Wt. (Lbs) | Pkg                       |
|----------|-----------------|-----------|----------------|---------------------------|
| SL-3014  | 0 17398 03014 4 | 6 Pair    | 10             | Plastic Bag w/Header Card |



### 800 Amp

| Part No. | UPC             | Case Qty. | Case Wt. (Lbs) | Pkg                       |
|----------|-----------------|-----------|----------------|---------------------------|
| SL-3015  | 0 17398 03015 1 | 6 Pair    | 9              | Plastic Bag w/Header Card |

## Fluorescent Replacement Head for 18 Gauge Wire Applications

| Part No. | UPC             | Case Qty. | Case Wt. (Lbs) | Pkg |
|----------|-----------------|-----------|----------------|-----|
| SL-150   | 0 17398 10083 0 | 6         | 9              | Box |



## Fluorescent Replacement Head for Ballasted Reels

| Part No. | UPC             | Case Qty. | Case Wt. (Lbs) | Pkg |
|----------|-----------------|-----------|----------------|-----|
| SL-181   | 0 17398 10044 1 | 6         | 6              | Box |

OSHA Compliant



## Fluorescent Replacement Head

| Part No. | UPC             | Case Qty. | Case Wt. (Lbs) | Pkg |
|----------|-----------------|-----------|----------------|-----|
| SL-200   | 0 17398 10097 7 | 6         | 10             | Box |



## Replacement Head for 26w Double Brite Fluorescent Work Lights

| Part No. | UPC             | Case Qty. | Case Wt. (Lbs) | Pkg |
|----------|-----------------|-----------|----------------|-----|
| SL-908H  | 0 17398 10038 0 | 1         | 2              | Box |



## Replacement Lens for 26w Double Brite Fluorescent Work Lights

| Part No. | UPC             | Case Qty. | Case Wt. (Lbs) | Pkg                       |
|----------|-----------------|-----------|----------------|---------------------------|
| SL-908L  | 0 17398 10037 3 | 6         | 2              | Plastic Bag w/Header Card |



## Magnetic Clips for Work Lights

| Part No. | UPC             | Case Qty. | Case Wt. (Lbs) | Pkg                       | Used With                                     |
|----------|-----------------|-----------|----------------|---------------------------|---|
| SL-203B  | 0 17398 10229 2 | 6         | 2              | Plastic Bag w/Header Card | 13w Fluorescent Work Light                    |
| SL-203C  | 0 17398 10260 5 | 6         | 4              | Plastic Bag w/Header Card | 18w & 26w Double Bulb Fluorescent Work Lights |
| SL-203D  | 0 17398 10100 4 | 6         | 2              | Plastic Bag w/Header Card | LED Work Lights                               |




## Replacement Double Hook for 13w Fluorescent Lights (500, 600, 900 Series)

| Part No. | UPC             | Case Qty. | Case Wt. (Lbs) | Pkg |
|----------|-----------------|-----------|----------------|-----|
| SL-208   | 0 17398 10209 4 | 6         | 1              | Box |



## Replacement Non-Metallic Lamp Guard for Incandescent String Lights



| Part No. | UPC             | Case Qty. | Case Wt. (Lbs) | Pkg                       |
|----------|-----------------|-----------|----------------|---------------------------|
| SL-166   | 0 17398 00166 3 | 20        | 3              | Plastic Bag w/Header Card |

## Replacement Metallic Lamp Guard for Incandescent String Lights



| Part No. | UPC             | Case Qty. | Case Wt. (Lbs) | Pkg                       |
|----------|-----------------|-----------|----------------|---------------------------|
| SL-167   | 0 17398 00167 0 | 20        | 8              | Plastic Bag w/Header Card |

## Replacement Non-Metallic Lamp Guard for Incandescent Work Lights & Reels



| Part No. | UPC             | Case Qty. | Case Wt. (Lbs) | Pkg |
|----------|-----------------|-----------|----------------|-----|
| SL-105   | 0 17398 10016 8 | 12        | 3              | Box |

## Replacement Metallic Lamp Guard for Incandescent Work Lights & Reels



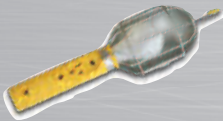
| Part No. | UPC             | Case Qty. | Case Wt. (Lbs) | Pkg                       |
|----------|-----------------|-----------|----------------|---------------------------|
| SL-100-6 | 0 17398 10013 7 | 6         | 3              | Plastic Bag w/Header Card |

## Replacement Handle and Switch Assembly for Incandescent Work Lights & Reels




| Part No. | UPC             | Case Qty. | Case Wt. (Lbs) | Pkg                       |
|----------|-----------------|-----------|----------------|---------------------------|
| SL-101A  | 0 17398 10174 5 | 6         | 2              | Plastic Bag w/Header Card |

## Incandescent Work Light Kit




| Part No. | UPC             | Case Qty. | Case Wt. (Lbs) | Pkg |
|----------|-----------------|-----------|----------------|-----|
| SL-204   | 0 17398 10101 1 | 6         | 6              | Box |

## Replacement Tube Assembly for 900 Series Fluorescent Work Lights



| Part No. | UPC             | Case Qty. | Case Wt. (Lbs) | Pkg                       |
|----------|-----------------|-----------|----------------|---------------------------|
| SL-202   | 0 17398 10099 1 | 6         | 2              | Plastic Bag w/Header Card |

## Replacement Tube Assembly for Fluorescent Work Lights



| Part No. | UPC             | Case Qty. | Case Wt. (Lbs) | Pkg                       |
|----------|-----------------|-----------|----------------|---------------------------|
| SL-202A  | 0 17398 10135 6 | 6         | 2              | Plastic Bag w/Header Card |



## 15 AMP Male Replacement Plug

| Part No. | UPC             | Case Qty. | Case Wt. (Lbs) | Pkg                       |
|----------|-----------------|-----------|----------------|---------------------------|
| SL-160   | 0 17398 00160 1 | 20        | 3              | Plastic Bag w/Header Card |



## 15 AMP Female Replacement Plug

| Part No. | UPC             | Case Qty. | Case Wt. (Lbs) | Pkg                       |
|----------|-----------------|-----------|----------------|---------------------------|
| SL-161   | 0 17398 00161 8 | 20        | 4              | Plastic Bag w/Header Card |



## 15 AMP Male Replacement Plug

| Part No. | UPC             | Case Qty. | Case Wt. (Lbs) | Pkg                       |
|----------|-----------------|-----------|----------------|---------------------------|
| SL-162   | 0 17398 00162 5 | 10        | 2              | Plastic Bag w/Header Card |



## 15 AMP Female Replacement Plug

| Part No. | UPC             | Case Qty. | Case Wt. (Lbs) | Pkg                       |
|----------|-----------------|-----------|----------------|---------------------------|
| SL-163   | 0 17398 00163 2 | 10        | 2              | Plastic Bag w/Header Card |



## 20 AMP Locking Nylon Male Replacement Plug

| Part No. | UPC             | Case Qty. | Case Wt. (Lbs) | Pkg                       |
|----------|-----------------|-----------|----------------|---------------------------|
| SL-164   | 0 17398 00164 9 | 10        | 3              | Plastic Bag w/Header Card |



## 20 AMP Locking Nylon Female Replacement Plug

| Part No. | UPC             | Case Qty. | Case Wt. (Lbs) | Pkg                       |
|----------|-----------------|-----------|----------------|---------------------------|
| SL-165   | 0 17398 00165 6 | 10        | 4              | Plastic Bag w/Header Card |



## Male Replacement Plug – 3 Wire

| Part No. | UPC             | Case Qty. | Case Wt. (Lbs) | Pkg                       |
|----------|-----------------|-----------|----------------|---------------------------|
| SL-151   | 0 17398 10140 0 | 6         | 1              | Plastic Bag w/Header Card |



## Female Replacement Tap – 3 Wire

| Part No. | UPC             | Case Qty. | Case Wt. (Lbs) | Pkg                       |
|----------|-----------------|-----------|----------------|---------------------------|
| SL-152   | 0 17398 10141 7 | 6         | 3              | Plastic Bag w/Header Card |



## 3 to 2 Adapter




| Part No. | UPC             | Case Qty. | Case Wt. (Lbs) | Pkg                       |
|----------|-----------------|-----------|----------------|---------------------------|
| SL-153   | 0 17398 10142 4 | 6         | 1              | Plastic Bag w/Header Card |

## Tri-Tap Adapter



| Part No. | UPC             | Case Qty. | Case Wt. (Lbs) | Pkg                       |
|----------|-----------------|-----------|----------------|---------------------------|
| SL-154   | 0 17398 10143 1 | 6         | 3              | Plastic Bag w/Header Card |

## 6-Way Outlet Strip / Surge Protector



| Part No. | UPC             | Case Qty. | Case Wt. (Lbs) | Cord Length (Ft) | Cord Gauge | Cord Jacket | Pkg |
|----------|-----------------|-----------|----------------|------------------|------------|-------------|-----|
| SL-736   | 0 17398 10160 8 | 10        | 11             | 4.5              | 14/3       | SJT         | Box |

## Fluorescent Work Light Bulb Replacements



| Part No.  | UPC             | Case Qty. | Case Wt. (Lbs) | Pkg       | Watts | Used With                                   |
|-----------|-----------------|-----------|----------------|-----------|-------|---|
| SL-229PDQ | 0 17398 10183 7 | 12        | 2              | Clamshell | 9     | 18w Fluorescent Work Lights (120v)          |
| SL-103    | 0 17398 10011 3 | 12        | 2              | Clamshell | 13    | 13w & 26w Fluorescent Work Lights (120v)    |
| SL-213PDQ | 0 17398 10258 2 | 12        | 2              | Clamshell | 13    | 13w Fluorescent 12v Fluorescent Work Lights |
| SL-223    | 0 17398 10186 8 | 6         | 2              | Box       | 15    | 15w Fluorescent Work Lights (120v)          |

## Halogen Work Light Bulb Replacements



| Part No.  | UPC             | Case Qty. | Case Wt. (Lbs) | Pkg       | Used With                              |
|-----------|-----------------|-----------|----------------|-----------|--|
| SL-235    | 0 17398 10251 3 | 12        | 1              | Clamshell | 35w Halogen Clamp Work Light (120v)    |
| SL-236    | 0 17398 10252 0 | 12        | 1              | Clamshell | 12v 35w Halogen Clamp Work Light       |
| SL-209PDQ | 0 17398 10168 4 | 12        | 2              | Clamshell | 500w Halogen Work Lights (Single Pack) |
| SL-217PDQ | 0 17398 10243 8 | 12        | 2              | Clamshell | 500w Halogen Work Lights (Twin Pack)   |
| SL-225PDQ | 0 17398 10059 5 | 12        | 2              | Clamshell | 250w Halogen Work Lights (Twin Pack)   |
| SL-230PDQ | 0 17398 10061 8 | 12        | 2              | Clamshell | 300w Halogen Work Lights (Twin Pack)   |

## Replacement Parts Guide

| Model Number                             | Bulb                | Handle      | Hook              | Lamp Guard | Lamp Head   | Lens      | Magnet  |
|--|---------------------|-------------|-------------------|------------|-------------|-----------|---------|
| SL-503, SL-563, SL-904, SL-964           | SL-103              |             | SL-219            |            |             | SL-904L   | SL-203B |
| SL-507, SL-520, SL-550                   | SL-103              |             | SL-208            |            |             | SL-202    | SL-203B |
| SL-907, SL-935, SL-936, SL-920C          | SL-103              |             | SL-208            |            |             | SL-202    | SL-203B |
| SL-676, SL-677                           | SL-103              |             | SL-208            |            | SL-181      | SL-202A   | SL-203B |
| SL-918                                   | SL-229PDQ           |             | SL-218            |            |             | SL-918L   | SL-203C |
| SL-623                                   | SL-223              |             | SL-221<br>SL-221A |            |             | SL-623L   |         |
| SL-512, SL-512T                          | SL-213              |             | SL-208            |            |             | SL-202    | SL203B  |
| SLR-9000C2, SLR-9010                     | SL-213              |             | SL-208            |            |             | SLR-9000L | SL-203B |
| SLR-9014                                 | SL-213              |             | SL-208            |            |             | SLR-9000L | SL-203B |
| SL-912T                                  | SL-213              |             | SL-207A           |            |             | SL-908L   | SL-203C |
| SL926, SL-976                            | FL-908-BULB         |             | SL-218            |            |             | SL-926L   | SL-203C |
| SL-908, SL-975                           | FL-908-BULB         |             | SL-207A           |            |             | SL-908L   | SL-203C |
| SL-2105, SL-2106                         |                     |             | SL-2105-08        |            |             |           | SL-203D |
| SLR-2130B, SLR-2160B, SLR-2530, SLR-2560 |                     |             | SL-2105-08        |            |             |           | SL-203D |
| SL-412, SL-406, SL-421                   |                     |             |                   | SL-105     |             |           |         |
| SL-425, SL-426, SL-425A, SL-426A         |                     |             |                   | SL-100     |             |           |         |
| SL-450, SL-840                           |                     | SL-101A     |                   | SL-100     | SL-204      |           |         |
| SL-513                                   | SL-513-BULB         |             |                   | SL-100     |             |           |         |
| SL-851                                   |                     |             |                   | SL-100     |             |           |         |
| SL-651                                   | SL-103              |             | SL-208            |            | SL-200      | SL-202    | SL-203B |
| SL-821                                   | SL-103              |             | SL-219            |            | SL-194      | SL-904L   | SL-203B |
| SL-826                                   | SL-103              | SL-178      | SL-208            |            | SL-150      | SL-202    | SL-203B |
| SL-825                                   | SL-103              | SL-201      | SL-208            |            | SL-200      | SL-202    | SL-203B |
| SL-8907                                  | SL-103              | SL-201      | SL-208            |            | SL-200      | SL-202    | SL-203B |
| SL-827                                   | SL-103              |             | SL-208            |            | SL-181      | SL-202A   | SL-203B |
| SL-823                                   | SL-223              |             | SL-221<br>SL-221A |            |             | SL-623L   |         |
| SL-818                                   | SL-229PDQ           |             | SL-218            |            |             | SL-918L   | SL-203C |
| SL-875, SL-8908                          | FL-908-BULB         | SL-908H     | SL-207A           |            | SL-908H     | SL-908L   | SL-203C |
| SL-2110                                  |                     | SL-2105-REA | SL-2105-08        |            | SL-2105-REA |           | SL-203D |
| SL-2112                                  |                     | SL-2106-REA | SL-2105-08        |            | SL-2106-REA |           | SL-203D |
| SL-1000                                  | SL-235              |             |                   |            |             |           |         |
| SL-1002, SL-1005, SL-1022                | SL-209<br>SL-217    |             |                   |            |             | SL-1002L  |         |
| SL-1032, SL-1062                         | SL-230PDQ           |             |                   |            |             | SL-1006L  |         |
| SL-1042, SL-1075, SL-1082                | SL-225PDQ<br>SL-209 |             |                   |            |             | SL-1082L  |         |
| SL-1003, SL-1006                         | SL-209              |             |                   |            |             | SL-1006L  |         |
| SL-2250C                                 | SL-225PDQ           |             |                   |            |             | SL-2250L  |         |
| SL-1012                                  | SL-236              |             |                   |            |             |           |         |
| SL-7318, SL-7316                         |                     |             |                   | SL-167     |             |           |         |
| SL-7308, SL-7306                         |                     |             |                   | SL-166     |             |           |         |



*Life Depends on Light™*

Items satisfy OSHA requirements for basic electrical safety and independent lab verification and listing. The item may also satisfy OSHA requirements for low voltage operation, and may be classified for use in hazardous areas. Please use in a manner consistent with OSHA guidelines and requirements.



The distinctive shapes, styles, packaging, configurations and overall appearances of Bayco products are trademarks of Bayco. The unique LED configuration, body and case shapes inherently identify them as members of the Bayco brand product portfolio.  
Multiple patents pending.

CAT-PLC-09 7/09